

10 Vehicle Wash & Detailing

- Foam Sticks
- Truck Arches
- Foamers & Sprayers
 - Airless Foamers
 - Brush Foamers
- Stainless Steel High Pressure Airless Foamers & Sprayers
- Proportioning Systems



Tank sold separately

Lafferty
EQUIPMENT MANUFACTURING INC.®

CATALOG 10

Vehicle Wash & Detailing Systems

**Chemical
Application
Equipment**

www.LaffertyEquipment.com

5614 Oak Grove Road • North Little Rock, AR 72118

Phone: 800-999-2820 / 501-851-2820 • Fax Orders: 800-699-3719

Car and Large Vehicle Wash and Detailing Systems

Lafferty's Complete Balanced System Approach

The team at Lafferty Equipment puts more than a century of combined manufacturing and in-the-field experience into the equipment that we offer. Our approach is to provide a complete, balanced system right out of the box for ease of installation and trouble-free performance.

Lafferty Equipment's core product offering is the widest range of chemical application equipment available in the marketplace.

If a standard product does not meet the need, we have many specialized systems not listed in this catalog, which may provide the solution. If not, we will work with you to create a system to meet the client's specific requirements.

Our passionate focus on superior quality, outstanding reliability and attention to detail ensures years of consistent operational performance and peace of mind.

Focus on Performance

- Dedicated Research and Development team
- Application-specific designs to create integrated balanced systems
- Discharge hoses (lengths and diameters), wands and nozzles carefully selected to ensure optimum system performance
- Machined injector and foamer bodies engineered for their specific, intended use
- Reliable, precision metering options

Focus on Quality, Reliability and Durability

- Designed to endure heavy usage in industrial settings with minimal maintenance requirements
- Lafferty's proprietary stainless steel and polypropylene components are precision machined on state-of-the-art CNC and traditional machine tools in Lafferty's manufacturing facility in Arkansas.
- Extensive testing of all finished products
- Material selected for optimum chemical and industry compatibility, with all wetted parts chemically resistant

Focus on Service

- Dedicated to superior customer service and support
- Prompt order shipment
- Detailed web site and catalog information for equipment selection
- Comprehensive Installation and Operation Instructions




LAFFERTY FOAM STICKS are engineered for performance and ease of use, addressing key industry-wide operating concerns. Generating streams of thick, rich foam for complete vehicle coverage.

Designed for pre-soak, wax or mitter lubrication, and for triple foam applications, Lafferty Foam Sticks can be used for new installations or to easily replace damaged or inconsistent existing systems.

- Heavy duty construction for proven durability and reliability
- Consistent chemical cost per vehicle
- Eliminates operator adjustment issues
- Very limited maintenance
- No scrubby pads to replace

Lafferty Level Master™ Systems are ideally suited to maintain a constant supply of ready-to-use chemical solution for Lafferty Foam Sticks and other car wash applicators. (See pages 17 and 18 for details.)



SINGLE FOAM STICK SET

AIR ASSISTED

REQUIRES: READY-TO-USE CHEMICAL SOLUTION @ 40-80 PSI AND COMPRESSED AIR

- Lafferty foam sticks create thick, rich foam
- Used for pre-soak, wax or mitter lubrication
- NO scrubby pads to replace!
- Single air control adjusts both foam sticks
- Even foam distribution and consistent, efficient chemical use
- Simple installation

Includes

- Solution check valves
- Machined polypropylene foamer bodies
- Air adjustment needle valve
- 6' precision-drilled, clear PVC foam sticks

Model #	Description
910061	Single Foam Stick Set

TRIPLE FOAM STICKS SET

AIR ASSISTED

REQUIRES: READY-TO-USE CHEMICAL SOLUTION @ 40-80 PSI AND COMPRESSED AIR

- Lafferty triple foam sticks create thick, rich tri-color foam
- NO scrubby pads to replace!
- Modular and pre-assembled — a single triple-foam assembly is mounted on each side of the bay
- Single air control adjusts each set of three foam sticks
- Even foam distribution and consistent, efficient chemical use
- Simple installation

Includes

- Solution check valves
- Machined polypropylene foamer bodies
- Air adjustment needle valve
- Precision-drilled, clear PVC foam sticks

Model #	Description
910310	Triple Foam Stick Set



AIR ASSISTED

LAFFERTY FOAM TRUCK ARCHES are air-assisted foam cleaning systems that project clinging foam through three foam bar assemblies, mounted above and to the sides of the vehicle path. Thirty-six fan nozzles provide complete, even coverage of trucks and other large vehicles up to 13 ½ feet tall. This venturi system accurately dilutes chemical concentrates to required ratios.


Key system components are mounted in a protective stainless steel enclosure.

Several activation and control methods are available. Call for details.

TRUCK FOAM ARCH SYSTEMS

REQUIRES: 40-125 PSI WATER, COMPRESSED AIR, CHEMICAL CONCENTRATE

- Lafferty Truck Foam Arch Systems blend chemical with water and compressed air to create rich, clinging foam for effective cleaning
- Three foam bars with a total of 36 nozzles for full truck coverage
- Even foam distribution and consistent, efficient chemical use
- Stainless steel enclosures
- Air regulation controls for adjusting foam consistency (wet/dry)
- Metering tips for dilution control
- Several activation and control methods available



910930

Model #	Description
910930	3-Bar Truck Foam Arch

REQUIREMENTS / SPECIFICATIONS

Compressed Air Rates	up to 14 cfm	396.4 lpm Flow
Water @ 40 psi (910930)	7.4 gpm	28.1 lpm
Supply line I.D.	1 in.	
Discharge Hose / Pipe I.D.	1.5 in.	

Includes

- Two side foam bars with 14 nozzles per bar, for up to 13 ½ feet of vertical coverage
- One top foam bar with 8 nozzles for 8 feet horizontal coverage
- Machined polypropylene foamer bodies
- Stainless steel enclosure
- Air regulator
- Color-coded metering tips (20) and metering tip driver



Illustration

AIR ASSISTED

LAFFERTY UNI-BODY FOAMERS are water-driven, venturi applicators that accurately dilute chemical concentrates to required ratios and project rich, clinging foam. Features include water and air pressure gauges.

These foamers are good for many vehicle applications in and around the car wash: pre-soak application, car washing, wheel and tire cleaning — and for facility cleaning: wash bays or tunnels, service bays, parking and driveway areas, equipment and equipment rooms.

Offered in Lafferty's compact Uni-Body design for easy mounting virtually anywhere.

UNI-BODY FOAMER

REQUIRES: 35-125 PSI WATER, COMPRESSED AIR, CHEMICAL CONCENTRATE

- Medium volume output for all foaming applications
- Usable foam throw distance of up to 12 feet
- Covers up to 500 ft² (46.5 m²) in 2 minutes
- Includes water and air gauges to aid in optimum setup and to help identify instances of fluctuating water pressure

REQUIREMENTS / SPECIFICATIONS

Compressed Air	2.5 - 6.0 cfm	71 - 170 lpm
Water Pressure	35 - 125 PSI	2.4 - 8.6 bar
Water Flow Rate	@ 40 PSI	@ 2.8 bar
	1.3 gpm	4.9 lpm
Discharge Hose		
ID	3/4 in.	19.1 mm
Length	40 ft.	12.2 m

Includes

- Machined polypropylene foamer body
- Water and air gauges
- Color-coded metering tips (20)
- Metering tip driver
- Discharge hose, stainless steel ball valve, polypropylene foam wand and matching fan nozzle



Model #	Description
975545-G	Uni-Body LV Foamer



Foam wand with stainless steel ball valve and fan nozzle



Upgrade Option for unit 975545-G: Stainless Steel Foam Wand upgrade when ordering with unit. Request item # 536603-X.

UNI-BODY BRUSH FOAMERS

REQUIRES: 50-125 PSI WATER, COMPRESSED AIR

- Very low volume, balanced output provides ideal foam volume at the brush head
- Soft nylon bristles clean efficiently and gently
- Not intended for use on surfaces / equipment that contact food

REQUIREMENTS / SPECIFICATIONS

Compressed Air	up to 0.5 cfm	up to 14 lpm
Water Pressure	50 - 125 PSI	3.4 - 8.6 bar
Water Flow Rate	@ 50 PSI	@ 3.4 bar
	0.35 gpm	1.3 lpm
Discharge Hose		
ID	1/2 in.	12.7 mm
Length	50 ft.	15.2 m

Includes

- Machined polypropylene foamer body with compact Uni-Body design
- Water and air pressure gauges
- Color-coded metering tips (10)
- Metering tip driver
- Discharge hose, ball valve, 44 inch handle and foam brush head



Model #	Description
975525	Uni-Body Soft Brush Foamer



AIRLESS

LAFFERTY UNI-BODY™ AIRLESS FOAMERS are water-driven venturi systems that accurately dilute chemical concentrates to required ratios and produce quality, airless foam.

Airless Foamers are an excellent choice for many applications in and around the car wash. They can be used in areas where compressed air is unavailable and are the foamer of choice where operator adjustment issues are a concern. Airless Foamers require no adjustment.

Offered in Lafferty's compact Uni-Body design as wall mount and Drum Bung Mount models.

UNI-BODY AIRLESS FOAMERS

REQUIRES: 35-125 PSI WATER, CHEMICAL CONCENTRATE

- Lafferty Uni-Body Airless Foamers accurately dilute chemical concentrates and produce quality airless foam.
- Choice of three water flow rates

Wall Mount Uni-Body Airless Foamers

- Mount directly to wall or other surface
- Draw chemical concentrates from any container

Drum Bung Mount Uni-Body Airless Foamers

- Connects directly to drum bung
- Features coarse and fine threads to fit different types of chemical drums

REQUIREMENTS / SPECIFICATIONS

Water Pressure	35 - 125 PSI	2.4 - 8.6 bar
Water Flow Rate	@ 40 PSI	@ 2.8 bar
A-12	0.4 gpm	1.5 lpm
A-25	1.3 gpm	4.9 lpm
A-50	2.3 gpm	8.7 lpm

Discharge Hose

ID	1/2 in.	12.7 mm
Length	50 ft.	15.2 m

Includes

- Machined polypropylene injector body
- Drum Bung Mount models include coarse and fine threads to fit different types of chemical drums.
- Color-coded metering tips (20)
- Metering tip driver
- Discharge hose, ball valve and machined polypropylene airless foam wand



Model #	Description
975072	Uni-Body A-12 Airless Foamer
975075	Uni-Body A-25 Airless Foamer
975085	Uni-Body A-50 Airless Foamer



Model #	Description
975075DBM	Uni-Body A-25 DBM Airless Foamer
975085DBM	Uni-Body A-50 DBM Airless Foamer

A-25 models



A-50 models



AIRLESS BRUSH FOAMERS

REQUIRES: 50-125 PSI WATER, CHEMICAL CONCENTRATE

- Very low volume, balanced output provides ideal foam volume at the brush head
- Choice of soft bristle or stiff bristle brush

REQUIREMENTS / SPECIFICATIONS

Water Pressure	50 - 125 PSI	3.4 - 8.6 bar
Water Flow Rate	@ 50 PSI	@ 3.4 bar
	0.4 gpm	1.5 lpm

Discharge Hose

ID	1/2 in.	12.7 mm
Length	50 ft.	15.2 m

Includes

- Machined polypropylene injector body
- Color-coded metering tips (10) and metering tip driver
- Discharge hose, ball valve, handle and foam brush head



Model #	Description
975515	Uni-Body Airless Soft Brush Foamer
975520	Uni-Body Airless Stiff Brush Foamer

LAFFERTY PUMP-UP FOAMERS combine the advantages of foam application with the familiar ease and portability characteristics of a pump-up sprayer. Simply add ready-to-use (RTU) chemical solution to the tank, pressurize the tank with air and start foaming.

Lafferty Pump Up Foamers force-feed some of the air from the pressurized tank into the solution to produce rich, clinging foam that is ideal for precision foaming small areas in a wide variety of applications.

Constructed of high density polyethylene with UV inhibitors and other chemical resistant materials.

PUMP-UP FOAMERS

REQUIRES: RTU CHEMICAL SOLUTION


- The high density HDPE tank, partly filled with solution, is pressurized with air using the built-in hand pump, which provides the operating pressure to project the solution through the hose and wand onto surfaces. The 3 Gallon model includes a compressed air "quick charge" valve.
- Lafferty's internal air injector force-feeds air into the RTU chemical solution to create a rich, clinging foam
- Ideal applications (Viton/Nitrile seals): car wash / detailing shop for pre-soaks, bug and tar solutions, wheel and tire cleaners; lawn and garden for precise application of herbicides / insecticides; anywhere precision application is desired
 - Also suitable for concrete applications, form release agents, sealers and hardeners
- EPDM models are ideal for use with caustic and/or chlorinated alkaline chemicals commonly used for hood and vent cleaning.
- Can be used for demonstrating / testing the effectiveness of a foaming chemical and / or its foaming characteristics
- Flow rate is optimized to conserve chemical while generating the ideal volume of foam for the job at hand
- Advanced pump design requires less than half the pumping effort typically required to pressurize similar units
- These foamers feature a heavy-duty hose and trigger gun, an extension wand, and a wide-pattern fan nozzle.

Includes

- High density polyethylene (HDPE) tank with UV inhibitor
- Viton seals and O-rings (EPDM available)
- Pressure relief valve
- Machined, internal Lafferty air injector/foamer body
- 6' discharge hose and trigger gun with locking latch
- 10" polypropylene wand with stainless steel fan nozzle
- Webbed nylon carrying strap
- "Quick Charge" inflation valve (925005 and 925005-E)



Model #	Description
925004	1.5 Gallon Pump-Up Foamer Pro
925005	3 Gallon Pump-Up Foamer Pro
With EPDM Seals and O-rings	
925004-E	1.5 Gallon Pump-Up Foamer Pro (EPDM seals)
925005-E	3 Gallon Pump-Up Foamer Pro (EPDM seals)



**CITY
PRESSURE**

LAFFERTY COMPACT SPRAYERS are rugged and versatile — perfectly suited for multiple cleaning and chemical application duties at car washes/detailing shops, garages/repair shops and auto dealers/fleet vehicle services or virtually anywhere foam cleaning is required. Compact Sprayers use standard city water pressure and are designed to conserve water and chemical —reducing waste— while delivering superior results and providing long-lasting performance.

Designed to use half the water and chemical that similar models do, this compact, ergonomic design incorporates a 32 oz. bottle. The result is a light-weight unit that is easy and comfortable to operate, reducing user fatigue while giving about the same spraying time as larger more cumbersome models on the market.

COMPACT SPRAYERS

REQUIRES: 20-100 PSI WATER, CHEMICAL CONCENTRATE

- Lafferty Compact Sprayers accurately dilute chemical concentrates and are offered with a choice of two flow rates.
- Highly effective at minimal water pressure (as low as 20 PSI)
- Recessed PVDF spray nozzle for protection and maximum chemical compatibility
- Simply quick disconnect the sprayer from the gun to rinse
- Units also available without the gun for quickly changing chemicals or applicators to meet different job requirements (See details below.)

REQUIREMENTS / SPECIFICATIONS

Water Pressure	20 - 100 PSI	1.4 - 8.6 bar
Water Flow Rate	@ 40 PSI	@ 2.7 bar
Model 20	0.8 gpm	3.0 lpm
Model 50	2.3 gpm	8.7 lpm

Includes

- Garden hose gun with quick disconnect socket
- Machined polypropylene venturi sprayer with quick disconnect plug
- PVDF fan nozzle
- 32 oz. heavy duty, wide-mouth HDPE bottle
- Color-coded metering tips (20) and metering tip driver



Model #	Description
969820-B32	Model 20 Compact Sprayer
969850-B32	Model 50 Compact Sprayer

NO-GUN UNITS FOR ADDED FLEXIBILITY ON THE JOB

QUICKLY SWITCH TO A DIFFERENT CHEMICAL, A DIFFERENT DILUTION OF THE SAME CHEMICAL OR A DIFFERENT FLOW RATE

- Add your choice of Compact Sprayers, shown here. (These handy units are offered without the gun.)
- Simply use the quick connect fittings to easily switch to a different chemical or a different strength of the same chemical
- Or switch to a different flow rate to meet the demands of the job (For example: Model 20 for small to average size jobs and the Model 50 for faster coverage of larger areas)
- Requirements and Specifications are the same as above.

Includes


- Machined polypropylene venturi sprayer with quick disconnect plug
- PVDF fan nozzle
- 32 oz. heavy duty, wide-mouth HDPE bottle
- Color-coded metering tips (20) and metering tip driver



Model #	Description
969818-B32	Model 20 Compact Sprayer (No Gun)
969848-B32	Model 50 Compact Sprayer (No Gun)

Lid Color Options for Compact Foamers & Sprayers





AIRLESS FOAM
CITY PRESSURE

LAFFERTY COMPACT AIRLESS FOAMERS are rugged and versatile — perfectly suited for multiple cleaning and chemical application duties at car washes/detailing shops, garages/repair shops and auto dealers/fleet vehicle services and virtually anywhere foam cleaning is required. Compact Airless Foamers use standard city water pressure and are designed to conserve water and chemical —reducing waste— while delivering superior results and providing long-lasting performance.

Designed to use half the water and chemical that similar models do, this compact, ergonomic design incorporates a 32 oz. bottle. The result is a light-weight unit that is easy and comfortable to operate, reducing user fatigue while giving about the same foaming time as larger more cumbersome models on the market.

COMPACT AIRLESS FOAMERS

REQUIRES: 20-100 PSI / 40-100 PSI WATER AND CHEMICAL CONCENTRATE

- Lafferty Compact Airless Foamers accurately dilute chemical concentrates and produce a wet quality airless foam. Offered with a choice of two flow rates.
- Model 25 is highly effective at minimal water pressure, as low as 20 PSI.
- Usable foam throw distance of up to 12 ft. (Model 25) and up to 7 ft. (Model 15)
- Simply quick disconnect the airless foamer from the gun to rinse.
- Units also available without the gun for quickly changing chemicals or applicators to meet different job requirements (See details below.)

REQUIREMENTS / SPECIFICATIONS

Water Pressure	20 - 100 PSI	1.4 - 8.6 bar
Water Flow Rate	@ 40 PSI	@ 2.7 bar
Model 15	0.7 gpm	3.0 lpm
Model 25	1.30 gpm	4.9 lpm

Includes

- Garden hose gun with quick disconnect socket
- Machined polypropylene venturi foamers with quick disconnect plug
- 32 oz. heavy duty, wide-mouth HDPE bottle
- Color-coded metering tips (20) and metering tip driver



Model #	Description
969920-B32	Model 15 Compact Airless Foamer
969925-B32	Model 25 Compact Airless Foamer

NO-GUN UNITS FOR ADDED FLEXIBILITY ON THE JOB

QUICKLY SWITCH TO A DIFFERENT CHEMICAL, A DIFFERENT DILUTION OF THE SAME CHEMICAL OR A DIFFERENT FLOW RATE

- Add your choice of Compact Foamers, shown here. *(These handy units are offered without the gun.)*
- Simply use the quick connect fittings to easily switch to a different chemical or a different strength of the same chemical
- Or switch to a different flow rate to meet the demands of the job *(For example: Model 15 for small to average size jobs and the Model 25 for faster coverage of larger areas)*
- Requirements and Specifications are the same as above.

Includes


- Machined polypropylene venturi foamers with quick disconnect plug
- 32 oz. heavy duty, wide-mouth HDPE bottle
- Color-coded metering tips (20)
- Metering tip driver



Model #	Description
969918-B32	Model 15 Compact Airless Foamer (No Gun)
969923-B32	Model 25 Compact Airless Foamer (No Gun)

Lid Color Options for Compact Foamers & Sprayers





AIRLESS
HIGH PRESSURE

LAFFERTY STAINLESS STEEL COMPACT SPRAYERS AND AIRLESS FOAMERS are machined stainless steel venturis that quick connect to the trigger gun of a pressure washer and draw chemical and air to create clinging wet foam or a chemical spray. More aggressive chemicals may be used since *no chemical passes through the pressure washer pump, hose or trigger gun.*

These rugged applicators come with everything needed to turn your pressure washer into a versatile foamer / sprayer system — stainless steel quick connect fittings, 32 oz. chemical bottle and metering tips,

STAINLESS STEEL COMPACT SPRAYERS AND AIRLESS FOAMERS

REQUIRES: 1000 PSI WATER (MINIMUM) AND CHEMICAL CONCENTRATE

- Lafferty Stainless Steel Compact Sprayers and Airless Foamers accurately dilute chemical concentrates and produce, respectively, either a light or heavy spray or a high quality airless foam.
- All stainless steel injectors and foamers with stainless steel nozzles and quick disconnect fittings
- Ideal for numerous vehicle wash/detailing applications where use of a pressure washer is preferred



Stainless Steel Compact Sprayers

- Fan pattern for quick coverage, up close; Remove the nozzle for distance.
- Quickly change from spraying to rinsing.

REQUIREMENTS / SPECIFICATIONS

Water Flow Rate *minimum* **1000 PSI** **68.9 bar**
Model 20 2.2–5.5 gpm 8.3–20.8 lpm

Includes

- All stainless steel construction: injector, quick connect plug, nozzle protector and fan nozzle
- 32 oz. heavy duty, wide-mouth HDPE bottle
- Color coded metering tips for multiple dilution ratios
- Metering tip driver



Model #	Description
969521-B	Model 20 SS Compact Sprayer

Stainless Steel Compact Airless Foamers

- Draw chemical concentrate from the attached, 32 oz. bottle
- Foam is created instantly by the stainless steel venturi airless foam wand
- Two foam nozzles: Fan nozzle for quick coverage, up close; zero degree for added distance — Foam throw up to 25 ft.
- Quickly change from foaming to rinsing.

REQUIREMENTS / SPECIFICATIONS

Water Flow Rate *minimum* **1000 PSI** **68.9 bar**
Model 20 2.2–5.5 gpm 8.3–20.8 lpm

Includes:

- All stainless steel construction: foamer body, quick connect plug, airless foam wand and nozzles
- Fan and 0° foam nozzles
- 32 oz. heavy duty, wide-mouth HDPE bottle
- Color coded metering tips for multiple dilution ratios
- Metering tip driver



Model #	Description
969621-B	Model 20 SS Compact Airless Foamer

Lid Color Options for Stainless Steel Compact Foamers & Sprayers





LAFFERTY HOSE END AIRLESS FOAMERS AND SPRAYERS are machined stainless steel venturis that quick connect to the trigger gun of a pressure washer and draw chemical and air to create clinging wet foam or a chemical spray. More aggressive chemicals may be used since *no chemical passes through the pressure washer pump, hose or trigger gun.*

These rugged applicators come with everything needed to turn your pressure washer into a versatile foamer / sprayer system — metering tips, quick connect fittings, clear tubing, and strainer.

Possible uses include: •Vehicle cleaning •Roof/siding/window cleaning •Masonry cleanup •Wood deck/fence cleaning •Parking lot/drive way cleaning •Lawn and Garden chemical applications

STAINLESS STEEL HOSE END AIRLESS FOAMERS AND SPRAYERS

REQUIRES: 1000 PSI WATER (MINIMUM) AND CHEMICAL CONCENTRATE

Hose End Airless Foamers

- Draw chemical concentrate from any chemical container and dilute it to the required ratio.
- Foam is created instantly by the stainless steel venturi airless foam wand
- Two foam nozzles: Fan nozzle for quick coverage, up close; zero degree for added distance
- Quickly change from foaming to rinsing.
- Foam throw up to 25 ft. (up to 20 ft. for HC models)
- HC model for high concentrate solutions up to a strong 3.5:1

Hose End Sprayers


- Draw chemical concentrate from any chemical container and dilute it to the required ratio.
- Fan pattern for quick coverage up close; Remove the nozzle for distance.
- Quickly change from spraying to rinsing.

REQUIREMENTS / SPECIFICATIONS

Water Flow Rate	minimum	1000 PSI	68.9 bar
Model 20	2.2–5.5 gpm		8.3–20.8 lpm

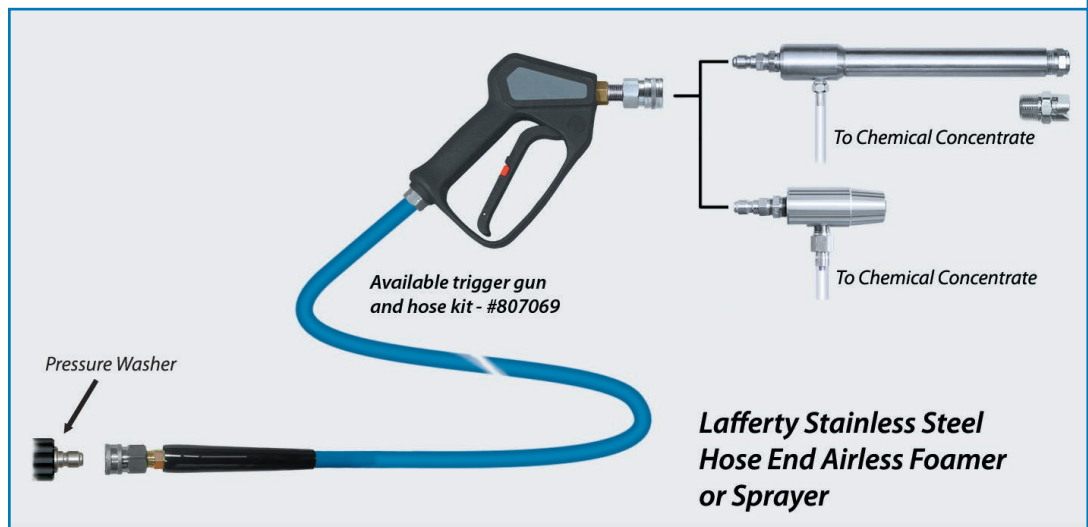
Includes:


- All stainless steel construction: Injector or foamer body, quick connect plug, airless foam wand (969620, 969620HC) and nozzles
- Fan and 0° foam nozzles (969620) or fan spray nozzle (969520)
- Color coded metering tips (20 standard — 5 for HC models)
- Metering tip driver



Model #	Description
969620	Model 20 SS Hose End Airless Foamer
969620HC*	Model 20 SSHC Hose End Airless Foamer
969520	Model 20 SS Hose End Sprayer
Optional Jug Lid with Suction Tube (See page 26 for details.)	
709101	Safe Flow Lids™ for 1 Gallon Jugs and 5 Gallon Pails
807069	3/8" x 50' HP Hose, HP Trigger Gun and 1/4" QD Socket

*HC (High Concentrate)





LAFFERTY COMBO AIRLESS FOAMER / SPRAYER KITS are machined stainless steel venturi injectors that quick connect to a pressure washer and include a venturi foam wand and a spray nozzle that quick connect to a trigger gun. The injector draws chemical concentrate from any chemical container and dilutes it to the required ratio.

These kits come with everything needed to turn your pressure washer into a versatile foamer/sprayer system — metering tips, quick connect fittings, clear tubing, and strainer.

No chemical passes through the pressure washer pump.

STAINLESS STEEL COMBO AIRLESS FOAMER / SPRAYER KITS

REQUIRES: 1000 PSI WATER (MINIMUM) AND CHEMICAL CONCENTRATE


- Draw chemical concentrate from any chemical container and dilute it to the required ratio.
- The stainless steel airless foam wand instantly creates wet clinging foam.
- Two foam nozzles: Fan nozzle for quick coverage, up close; zero degree for added distance
- The stainless steel spray nozzle applies non-foaming chemicals.
- **Model 10:** Foam throw up to 20 ft.
- **Model 20:** Foam throw up to 25 ft. (up to 18 ft. for HC models)
- HC model for high concentrate solutions, especially roof cleaning @ 5:1 and 9:1 dilution ratios @ 3.5-4.0 GPM.

REQUIREMENTS / SPECIFICATIONS

Water Flow Rate	minimum	1000 PSI	68.9 bar
Model 10	2.2 to 3.4 gpm	8.3 to 12.9 lpm	
Model 20	3.5-5.5 gpm	13.2-20.8 lpm	

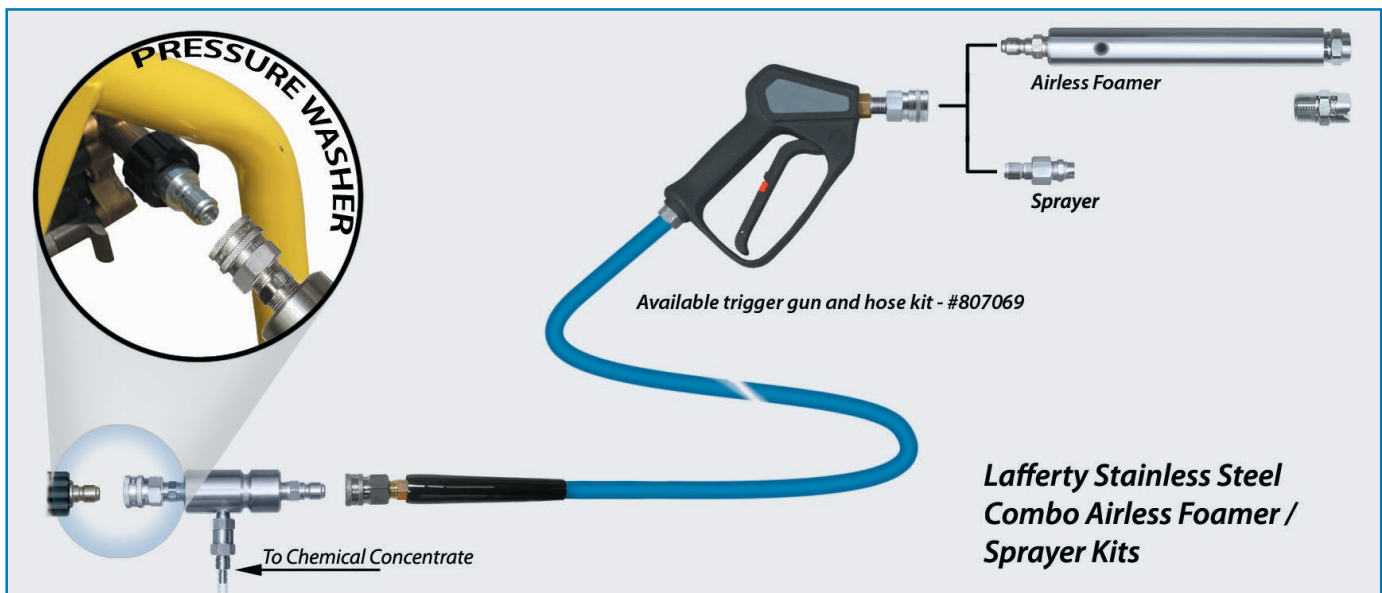
Includes:

- All stainless steel construction: Injector, quick connect plugs and socket, airless foam wand and nozzles
- Fan and 0° foam nozzles and fan spray nozzle
- Color coded metering tips for up to 21 dilution ratios and tip driver




Model #	Description
969710	Model 10 SS Combo Airless Foamer / Sprayer Kit
969720	Model 20 SS Combo Airless Foamer / Sprayer Kit
969720HC*	Model 20 SS HC Combo Airless Foamer / Sprayer Kit
Optional Jug Lid with Suction Tube (See page 26 for details.)	
709101	Safe Flow Lids™ for 1 Gallon Jugs and 5 Gallon Pails
807069	3/8" x 50' HP Hose, HP Trigger Gun and 1/4" QD Socket

*HC (High Concentrate)



**Lafferty Stainless Steel
Combo Airless Foamer /
Sprayer Kits**



LAFFERTY HIGH PRESSURE BYPASS AIRLESS FOAM / SPRAY SYSTEMS are machined stainless steel combination applicators that project chemical foam or spray onto any surface and rinse. To alternate between foam or spray, connect the airless foam wand or spray nozzle and open the ball valve for the selected chemical. Rinse at full volume and pressure by opening the bypass ball valve.

These high pressure water-driven venturi systems accurately dilute chemical concentrates to required ratios and project a spray or high quality, wet foam onto any surface without the need for compressed air.

Offered in multiple configurations to apply one to four chemicals or dilution ratios. The Double Bypass 2-Way model allows control of pressure, flow and foam throw distance to meet variable application requirements.

BYPASS AIRLESS FOAM/SPRAY SYSTEMS

REQUIRES: 1000 PSI WATER (MINIMUM) AND CHEMICAL CONCENTRATE

- Produces airless foam or spray, using high pressure water systems
- Alternate between foam / spray and rinse with the turn of a ball valve
- No need to disconnect injector for rinsing
- Rinse at full volume and pressure
- Stainless steel construction
- Select the stainless steel spray nozzle to spray non-foaming chemicals.
- Two foam nozzles: Fan nozzle for quick coverage, up close; zero degree for added distance
- Pressure washer is protected — no chemical passes through the pump

Model 22 SS Double Bypass 2-Way Airless Foamer/Sprayer

- Foam and spray projection is adjustable using the diverter ball valve that decreases pressure and flow incrementally the more it is opened so the unit operates at 5 GPM or less, sending diverted water back to the supply tank.
- Applies two separate chemicals or two different concentrations of the same chemical
- To rinse at full volume and pressure - simply open the bypass ball valve, close the diverter valve, and connect your original rinse nozzle

REQUIREMENTS / SPECIFICATIONS


Water Flow Rate	minimum	1000 PSI	68.9 bar
Model 10	2.2 to 3.4 gpm	8.3 to 12.9 lpm	
Model 20	3.5-5.5 gpm	13.2-20.8 lpm	
Double Bypass	5.5-10+ gpm	20.8-37.8+ lpm	

Includes

- Machined stainless steel injector body
- Stainless steel mounting bracket
- Stainless steel bypass ball valve
- Stainless steel diverter ball valve with 25' high pressure diverter hose (969762)
- Stainless steel quick disconnect fittings
- Color-coded metering tips (20)
- Metering tip driver
- Stainless steel airless foam wand with zero degree and fan nozzles
- Stainless steel spray nozzle



Stainless steel airless foam wand with zero degree and fan nozzles; spray nozzle for non-foaming chemicals; each with quick disconnect plug.



See more details
Catalog 13

Model #	Description
969711	Model 10 SS Bypass Airless Foam / Spray System
969712	Model 10 SS Bypass 2-Way Airless Foam / Spray System
969751	Model 20 SS Bypass Airless Foam / Spray System
969751-C50	(includes 50' hose)
969752	Model 20 SS Bypass 2-Way Airless Foam / Spray System
969752-C50	(includes 50' hose)
969753	Model 20SS Bypass 3-Way Airless Foam / Spray System
969754	Model 20SS Bypass 4-Way Airless Foam / Spray System
OPTION	
336340-HP	HP Water Pressure/Flow Test Kit



LAFFERTY LEVEL MASTER SYSTEMS are float-valve-operated proportioners, designed to maintain the desired level of ready-to-use (RTU) chemical solution in any reservoir. Lafferty's novel design incorporates machined, solid blocks of chemical-resistant polypropylene to reduce chemical leak points and enhance overall durability and function.

Level Master Systems are offered as standard or high flow units that will produce RTU solution from one chemical concentrate. Available in two styles — bracket mount or lid mounted that are integrated with a tank lid to fit optional 7-gallon, 16-gallon, or 20-gallon tanks. Lid mounted **High Flow Level Master Systems** include a 60-gallon tank and one or two high flow proportioners, depending on the model.

LEVEL MASTER™ SYSTEMS AND HIGH FLOW LEVEL MASTER SYSTEMS

REQUIRES: 25-80 PSI WATER OR (HIGH FLOW) 35-125 PSI WATER AND COMPRESSED AIR

- Float-valve-operated proportioners, designed to quickly replenish and maintain the desired level of ready-to-use (RTU) chemical solution in any reservoir.
- Single float design or dual float design for locations where preventing accidental overflow is critical. A second, smaller float provides fail-safe protection.
- Unsinkable solid polypropylene float suspended by a rigid "push rod" ensures smooth operation and prevents the float valve from sticking in the open position
- Downstream check valve limits potential damage to internal components from back-flow of liquid or vapor

Two styles

- Systems with heavy-duty stainless steel bracket for open tanks
 - *SS Bracket* clamps to the wall of an open tank
 - *SSHM Bracket* – horizontal mount – bolts to the top of a user-supplied tank
- Systems integrated into a tank lid
 - Standard systems designed to fit a 7-gallon, 16-gallon or 20-gallon tank
 - *High Flow Systems* integrated with the lid of the included 60-gallon tank.

REQUIREMENTS / SPECIFICATIONS


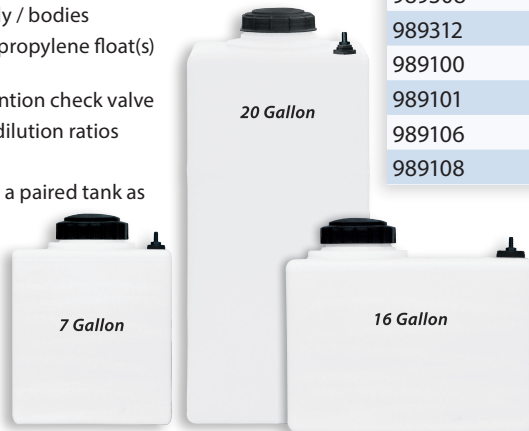
Water Pressure	25 - 80 PSI	1.7 - 5.5 bar
High Flow	35-125 PSI	2.4 - 8.6 bar
Water Flow Rate	@ 40 PSI	@ 2.8 bar
	2.4 gpm	9.1 lpm
989100 / 989106	10.6 gpm	40.1 lpm
989101 / 989108	21.2 gpm	80.3 lpm
Compressed Air	<1 cfm	<28.3 lpm
<i>(Compressed air for High Flow models only.)</i>		

Includes

- Auto on/off float valve, for continuous operation
- Water supply (inlet) strainer and shut-off ball valve (*non-High Flow*)
- Machined polypropylene injector body / bodies
- Magnetic float valve(s) with solid polypropylene float(s) suspended by rigid CPVC push rod(s)
- Stainless steel / Viton back-flow prevention check valve
- Color-coded metering tips (20) to set dilution ratios
- Metering tip driver
- Stainless steel bracket or plastic lid for a paired tank as indicated by model number

With High Flow models only:

- High flow proportioner(s) with stainless steel Satellite Mixing Station mounting plate(s)
- Air-activated water solenoid
- 60 gallon, HDPE chemical tank with drain (989106; 989108)



Model #	Description
989303	Level Master™ (Single Float - No Tank)
989304	Level Master™ (No Tank)
989308	Level Master™ with SS Bracket
989312	Level Master™ with SSHM Bracket
989100	10 GPM High Flow Level Master (Customer Supplied Tank)
989101	20 GPM High Flow Level Master (Customer Supplied Tank)
989106	60 / 10 High Flow Level Master™ (w/60-gallon tank)
989108	60/20 High Flow Level Master™ (w/60-gallon tank)

Level Master Tank Sizes (Specify When Ordering)
 7 Gallon# 709170
 16 Gallon# 709171
 20 Gallon# 709172

Level Master™ Tanks are heavy-duty HDPE tanks designed for use with a Level Master lid assembly (sold separately). Each tank includes inlet and discharge assemblies with hose barbs.



LAFFERTY GEMINI LEVEL MASTERS allow precise, independent dilution of two chemicals, with differing viscosities and dilution ratios, and are float-valve-operated proportioners, designed to quickly replenish and maintain the desired level of ready-to-use (RTU) chemical solution in any reservoir. The float valve triggers an air-activated solenoid to start and stop the flow of water through the high flow Gemini venturi proportioners. A secondary float valve provides fail-safe protection.

Available in two styles — bracket mount or lid mounted that are integrated with a tank lid to fit optional 7-gallon, 16-gallon, or 20-gallon tanks. **Gemini High Flow Level Master Systems** are available as integrated systems complete with 60-gallon tanks.

GEMINI LEVEL MASTER SYSTEMS

REQUIRES: 25-80 PSI WATER, COMPRESSED AIR AND TWO CHEMICAL CONCENTRATES

- Automatically maintains a pre-set level of ready-to-use chemical solution in a paired tank (*sold separately, see options*)
- The unique Gemini™ proportioner draws two chemical concentrates and blends them downstream after dilution
- Dual magnetic float valve design for locations where preventing accidental overflow is critical. A second, smaller float provides fail-safe protection.
- Designed to withstand demanding operating environments and the aggressive nature of chlorine dioxide
- Downstream check valve limits potential damage to internal components from back-flow of liquid or vapor

Two styles

- Systems with heavy-duty stainless steel bracket for open tanks
 - SS Bracket clamps to the wall of an open tank
 - SSHM Bracket – horizontal mount – bolts to the top of a user-supplied tank
- Systems integrated into a tank lid
 - Standard systems designed to fit a 7-gallon, 16-gallon or 20-gallon tank
 - High Flow Systems are built into the lid of the included 60-gallon tank.

REQUIREMENTS / SPECIFICATIONS

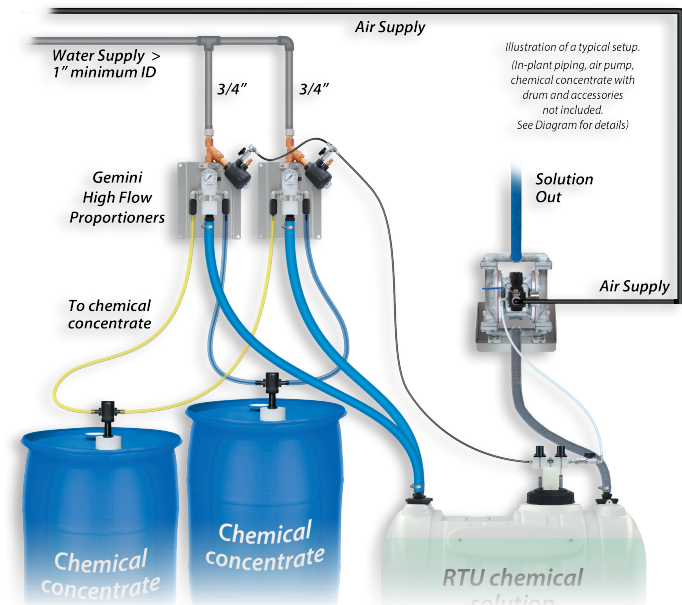
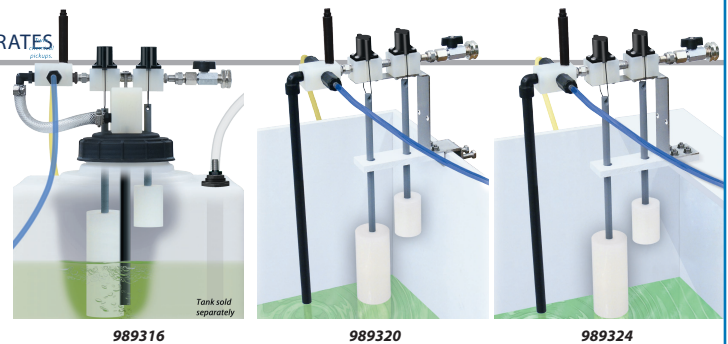
Water Pressure (standard)	25 - 80 PSI	1.7 - 5.5 bar
High Flow	35-125 PSI	2.4 - 8.6 bar
Water Flow Rate	@ 40 PSI	@ 2.8 bar
	2.4 gpm	9.1 lpm
989072 / 989126	7.0 gpm	26.5 lpm
989076 / 989128	14.0 gpm	53.0 lpm
Compressed Air	<1 cfm	<28.3 lpm
	<i>(Compressed air for High Flow models only.)</i>	

Includes

- Auto on/off float valve, for continuous operation
- Water supply (inlet) strainer and shut-off ball valve (*non-High Flow*)
- Machined polypropylene Gemini™ injector body / bodies
- Two machined magnetic float valves (primary and fail-safe) with solid polypropylene floats suspended by rigid CPVC push rods
- Stainless steel / Viton back-flow prevention check valve
- Stainless steel Level Master mounting bracket (989072; 989074) or 60-gallon high density polyethylene (HDPE) chemical tank with drain (989126; 989128)
- Color-coded metering tips (20) to set dilution ratios
- Metering tip driver

With High Flow models only:

- Air inlet ball valve and air-activated water solenoids
- One or two stainless steel Satellite Mixing Station mounting plates
- Two sets, per Mixing Station, of 20 color-coded precision metering tips



989128 – 60/14 Gemini High Flow Level Master™

Illustrated above, 14 GPM and 60/14 Level Master Systems include two High Flow Proportioners. Not shown, 7 GPM and 60/7 Gemini High Flow Level Master Systems include one High Flow Proportioner.

Model #	Description
989316	Gemini Level Master™ (No Tank)
989320	Gemini Level Master™ with SS Bracket
989324	Gemini Level Master™ with SSHM Bracket
989072	7 GPM Gemini High Flow Level Master™
989074	14 GPM Gemini High Flow Level Master™
989126	60/7 Gemini High Flow Level Master™
989128	60/14 Gemini High Flow Level Master™



LAFFERTY PROPORTIONAL DISPENSING SYSTEMS are water-driven systems that dilute chemical concentrates to required ratios and dispense, on demand, pressurized ready-to-use (RTU) chemical solution that can supply a holding tank, a chemical dispensing network or chemical foam and spray applicator(s) at a distance.


The non-electric proportioning injectors maintain the selected dilution ratio at any water pressure within the standard operating range.

WATER DRIVEN PROPORTIONAL DISPENSING SYSTEM — ON DEMAND

REQUIRES: 40 TO 100 PSI WATER

- Water driven, non-electrical, proportional dispensing system dilutes chemical concentrates to required ratios and dispense pressurized RTU chemical solution
- Polypropylene or PVDF construction
- Complete system mounted on a panel, or within a lockable stainless steel enclosure, for convenience and ease of installation
- Choice of fully adjustable dilution ratio ranges, from 1:3000 to 1:50
- Choice of seals for chemical compatibility
- Kalrez seals available for Peracetic Acid

Other configurations and custom systems available on request



Full range of flow rates and dilution ranges available, from 3.5 gpm to 100 gpm.

Model #	Description
909900	Single Dosing Panel (Injector Sold Separately)
Dosatron Proportioning Pumps	
<i>Up to 14 Gallons/Minute</i>	
D14MZ2VFII	14 GPM dispenser, 1:500 to 1:50
D14MZ3000VFII	14 GPM dispenser, 1:3000 to 1:300



LAFFERTY MIXING STATIONS™ are water-driven venturi proportioners that accurately dilute chemical concentrates to required ratios and fill any size container with diluted, ready-to-use (RTU) chemical solution.

Lafferty Mixing Stations eliminate the need for manual mixing, optimizing chemical utilization, employee safety and labor efficiency.

Offered with Lafferty's signature heavy-duty stainless steel mounting enclosures.

PUSH LEVER AND BALL VALVE MIXING STATIONS

REQUIRES: 25-125 PSI WATER

- **Push Lever Mixing Stations** require the user to push and hold the lever to dispense, preventing accidental overfilling of containers.
- **Ball Valve Mixing Stations** provide hands-free dispensing of chemical solutions.
- Choice of left or right side garden hose water inlet
- All Mixing Stations can be plumbed in series
- Choice of three water flow rates for filling small to large containers
- Certified to ASSE Standard 1055 for backflow prevention


REQUIREMENTS / SPECIFICATIONS

Water Pressure	25 - 125 PSI	1.7 - 8.6 bar
Water Flow Rate	@ 40 PSI	@ 2.8 bar
Bottle Fill (BF)	0.6 gpm	2.3 lpm
Low Flow (LF)	2.1 gpm	7.9 lpm
High Flow (HF)	4.5 gpm	17.0 lpm

- **When ordering, specify the flow for each push lever or ball valve. Any combination may be selected.** (Example: Model 981400, 4-Way Push Lever — HF, HF, LF, BF)
- All mixing stations are built with EPDM check valves (Viton optional — specify at time of order)


Includes

- Stainless steel mounting enclosure
- Integrated hose connection vacuum breakers
- Polypropylene injector bodies
- Color-coded metering tips (20)
- Metering tip driver



Extra heavy-duty brass valve for unrivaled durability

Model #	Description
981100	1-Way Push Lever Mixing Station
981200	2-Way Push Lever Mixing Station
981300	3-Way Push Lever Mixing Station



Model #	Description
985100	1-Way Ball Valve Mixing Station
985200	2-Way Ball Valve Mixing Station
985300	3-Way Ball Valve Mixing Station

HIGH VOLUME MIXING STATION

REQUIRES: 35-125 PSI WATER

- The Lafferty High Volume Mixing Station quickly fills floor scrubbers and other large containers, minimizing fill time.

REQUIREMENTS / SPECIFICATIONS

Water Pressure	35 - 125 PSI	2.4 - 8.6 bar
Water Flow Rate	@ 40 PSI	@ 2.8 bar
	9.9 gpm	37.5 lpm
Discharge Hose		
ID	3/4 in.	19.1 mm
Length	10 ft.	3.0 m

Includes

- Machined polypropylene injector body
- Stainless steel mounting enclosure
- Stainless steel ball valve
- Color-coded metering tips (20) and tip driver
- Discharge hose



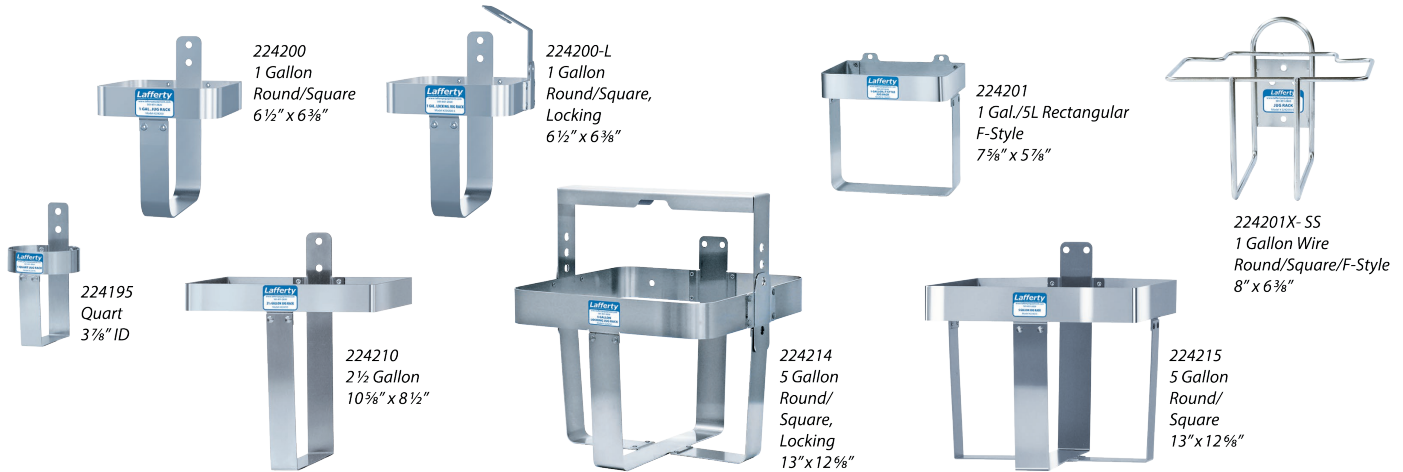
Model #	Description
985835	High Volume Mixing Station
Option:	
491404-A*	Chemical Pick-up Assembly, Viton (1/2" tube)

**To achieve stronger chemical concentrations, install a second chemical pick-up assembly in the unit.*

ACCESSORIES: In addition to supplying parts for all Lafferty equipment, Lafferty offers a range of convenient accessories to complement its wide range of chemical application equipment.

- Stainless steel jug racks and hose racks can be used with many products.
- Drum Sticks and Tote Sticks offer a convenient way to draw chemical from bulk containers.
- A water pressure / flow test kit provides guidance for equipment selection and when troubleshooting.

STAINLESS STEEL JUG RACKS




DIMENSIONS

Model #		Diameter or Width x Depth	
224195	Quart	3 7/8 in. ID	9.8 cm ID
224200	1 Gal. Round/Sq.	6 1/2 x 6 3/8 in.	16.5 x 16.2 cm
224200-L	1 Gal. Rnd./Sq., Locking	6 1/2 x 6 3/8 in.	16.5 x 16.2 cm
224201	1 Gal./5L R'tangle, F-Style	7 5/8 x 5 7/8 in.	19.4 x 14.9 cm
224201X-SS	1 Gal. Wire, Rnd./Sq./F	8 x 6 3/8 in.	22.9 x 22.9 cm
224210	2 1/2 Gal.	10 5/8 x 8 1/2 in.	27.0 x 21.6 cm
224214	5 Gal. Rnd./Sq., Locking	13 x 12 6/8 in.	33.0 x 32.4 cm
224215	5 Gal. Rnd./Sq.	13 x 12 6/8 in.	33.0 x 32.4 cm

Model #	Description
224195	Jug Rack, SS, 1 Quart
224200	Jug Rack, SS, 1 Gallon Round/Square
224200-L	Jug Rack, SS, 1 Gallon Round/Square, Locking
224201	Jug Rack, SS, 1 Gallon/5 Litre Rectangular, F-Style
224201X-SS	Jug Rack, 1 Gallon SS Wire (Round/Square/F-Style)
224210	Jug Rack, SS, 2 1/2 Gallon
224214	Jug Rack, SS, 5 Gallon Round/Square, Locking
224215	Jug Rack, SS, 5 Gallon Round/Square

STAINLESS STEEL HOSE RACKS




HOSE CARRYING CAPACITY

Model #		Inside Diameter x Length	
224140	Strap	1/2 in. ID up to 75 ft. (+/-)	12.7 mm ID x 22.9 m (+/-)
224142	Strap, L	3/4 in. ID up to 75 ft. (+/-)	19.1 mm ID x 22.9 m (+/-)
224145	Small	3/4 in. ID up to 50 ft. (+/-)	19.1 mm ID x 15.4 m (+/-)
224150	Large	1 in. ID up to 75 ft. (+/-)	25.4 mm x 22.9 m (+/-)
224160	Tilt	3/4 in. ID up to 100 ft. (+/-)	19.1 mm ID x 30.5+ m (+/-)

Model #	Description
224140	Hose Strap, SS
224142	Hose Strap, SS, Large
224145	Hose Rack, SS, Small
224150	Hose Rack, SS, Large
224160	Hose Rack, SS, Large Tilt

BACKFLOW PREVENTERS

- Designed for use on non-health-hazard, continuous pressure, point-of-use applications for protection against back siphonage and back pressure
- When installed upstream of a water-driven foamer or sprayer this part will prevent chemical solution and/or compressed air from backing up into the water source in the event of reverse suction (power failure, improper operation, failure to close inlet ball valves, etc.)
- Discharge vent can be plumbed to direct the discharge to an appropriate drainage area.
- May be mounted horizontally or vertically



Model #	Description
270298	1/2" (Watts 9DM2) Backflow Preventer
270299	3/4" (Watts 9DM3) Backflow Preventer

WATER PRESSURE/FLOW TEST KIT

- Provides quick confirmation of available water pressure and water flow at the equipment water inlet
- Connects to standard male garden hose fitting
- Use to determine equipment needed for existing setup or a new facility
- Also for use mounted in line with installed equipment to determine operational water pressure
- Troubleshoot existing setup
- Features three flow restrictors for testing standard flow, medium flow and high flow applicators



Includes four metering plugs

REQUIREMENTS / SPECIFICATIONS

Water Pressure Max.	160 PSI	11 bar
Water Flow Rate	@ 40 PSI	@ 2.8 bar
Small restrictor	1 gpm	3.8 lpm
Medium restrictor	4 gpm	15.1 lpm
Large restrictor	9 gpm	34.1 lpm

Model #	Description
336340	Water Pressure/Flow Test Kit

CHEMICAL DISPENSING ACCESSORIES:

SAFE FLOW™ JUG OR PAIL LIDS AND PAIL STICKS

- Safe and Convenient — Prevents splashing, reduces odor, and allows for quick replacement of chemical concentrate.
- **Jug / Pail Lids:** Machined polypropylene lids threaded to fit 1 gallon jugs and the pull-up spout of many 5 gallon pails.

- All models shown include a hose barb that attaches directly to any 1/4" suction tube of a Lafferty chemical applicator or dispenser.
- **Pail Sticks:** Polypropylene sticks with sliding collars, threaded to fit 3/4" container lid knockouts.

Jug Lid includes 1' of suction tubing. (Model 709101-R fits Rieke FLEXSPOUT® closures.) **Slip Stick** includes a sliding Jug Lid and fits containers up to 21" deep.

Model 709105 includes a 16" Pail Stick and 5 gallon pail with lid.



709101 (various models)
1 Gallon Safe Flow Lid w/
Flexible Tube & Strainer

491610 - 5 Gallon
Safe Flow Lid w/ Rigid
Tube & Strainer

709105 - 5 Gallon Pail
with Suction Stem

Safe Flow Pail Sticks
491617 - 16" (above, left)
491622 - 21" (above, right)



LAFFERTY DRUM STICKS™ AND TOTE STICKS™ are chemical pick-up assemblies for use with pump-operated or venturi systems to draw chemical concentrates or diluted chemical solution directly from a drum, tote or holding tank.

Choice of seal material for optimum chemical resistance.

Choice of lengths with custom lengths available.

DRUM STICK / TOTE STICK

- Chemical/acid resistant polypropylene construction
- Connects to chemical pick-up tubes fitted to any venturi applicator or chemical pumping system
- Drum Bung Adaptor, machined to fit either coarse or fine-threaded bung holes, and Tote Stick Cover, for larger openings on totes and other bulk containers, keep trash out of chemical and allow easy depth adjustment of the Drum or Tote Stick.
- Rigid pipe overcomes problems common with flexible tubing
- Hastelloy strainer easily accessible for cleaning
- Choice of Viton or EPDM seals

SPECIFICATIONS

Polypropylene extension pipe

ID	3/4 in.	19.1 mm
Lengths:	Pipe Length	Inside Drum/Tote
33" Drum Stick	33 in. / 0.83 m	35 in. / 0.89 m
48" Drum Stick	48 in. / 1.22 m	50 in. / 1.27 m
54" Drum Stick	54 in. / 1.37 m	56 in. / 1.42 m
33" Tote Stick	33 in. / 0.8 m	36 in. / 0.91 m
48" Tote Stick	48 in. / 1.22 m	51 in. / 1.29 m
54" Tote Stick	54 in. / 1.37 m	57 in. / 1.45 m

Includes

- Machined polypropylene Drum Bung Adaptor with coarse and fine threads or 11" x 11" polypropylene Tote Stick Cover
- Four polypropylene hose barbs:

1/4 in.	6.3 mm
3/8 in.	9.5 mm
1/2 in.	12.7 mm
3/4 in.	19.0 mm
- Polypropylene chemical check valve
- Hastelloy chemical strainer

Model #	Description
491643	Drum Stick, 33" (Viton seals)
491643-E	Drum Stick, 33" (EPDM seals)
491644	4-Way Drum Stick, 33" (Viton seals)*
491644-E	4-Way Drum Stick, 33" (EPDM seals)*
491648	Drum Stick, 48" (Viton seals)
491648-E	Drum Stick, 48" (EPDM seals)
491649	4-Way Drum Stick, 48" (Viton seals)*
491645	Drum Stick, 54" (Viton seals)
491645-E	Drum Stick, 54" (EPDM seals)
491653	Tote Stick, 33" (Viton seals)
494653-E	Tote Stick, 33" (EPDM seals)
491654	Tote Stick, 48" (Viton seals)
491654-E	Tote Stick, 48" (EPDM seals)
491656	Tote Stick, 54" (Viton seals)
491656-E	Tote Stick, 54" (EPDM seals)

Custom lengths available on request

METERING TIP DRIVER

- Simply the best and easiest way to install or change metering tips across the entire Lafferty product lineup.



Model #	Description
443790	Metering Tip Driver

* One Metering Tip Driver is included in each pack of metering tips enclosed with new venturi applicator orders.

Notes:

Notes:

LAFFERTY CATALOG SERIES

• Food & Beverage Processing • Pharmaceutical • Agriculture • General Industrial Applications



1 • Venturi Systems – City Water Pressure

2 • Venturi Systems – Boosted Pressure

3 • Venturi Systems – High Pressure

4 • Compressed Air Operated Systems

5 • Pump Fed Sanitizers, Foamers & Hose Drop Stations

6 • Entryway, Drain & Hand Sanitizing Systems

7 • Foggers and Fogging Systems

Special Applications

8 • Asphalt Release, Acid / Corrosive & Solvent Systems

9 • Chemical Management Systems

10 • Vehicle Wash & Detailing Systems

11 • JanSan / Commercial / Residential Systems

12 • Supermarket / Deli / Small Area Cleaning Systems

